

**Drawing number****03 438 25 13 0**

Stromlaufplan

Control / Steuerung	SH3	
Hoist Motor / Hubmotor	12/2H33, 12/2H42	
Type / Ausführung	A (control with transformer + main contactor)	
Overload Device / Lastwächter	SLE3	
Voltage / Spannung	440-480V, 575-600V / 110/120V 60Hz	
Fuses / Sicherungen	F41-43	6A Class CC
	F101-102	1A Class CC
Fuses / Sicherungen by customer / bauseits	main fuse	15A Class CC

Document Dokument	Sheet Blatt
BILL OF MATERIALS GERÄTELISTE	1 (1)
POWER SUPPLY STROMVERSORGUNG	1 (9)
HOIST HUBWERK	2 (9)
TROLLEY FAHRWERK	4 (9)
CONTROL PENDANT STEUERGERÄT	5 (9)
TERMINAL DIAGRAM X16 KLEMMENPLAN X16	6 (9)
LOCATION DIAGRAM A16 AUFBAUPLAN A16	8 (9)
CABEL DIAGRAM KABELPLAN	9 (9)

Date / Datum	Dept. / Abteilung	Designer / Bearbeiter	Page / Seite
07.08.2018	G-Plattform	Schnell	1/1

**BILL OF MATERIALS**

Lokcat. Ort	Refer. Referenz	Qty. Anzahl	Spezifikation Typ	Discription Benennung	Fabricate Hersteller	Item Code Sach-Nr.
+A16	-A275	1	SLE3 110/120V	OVERLOAD DEVICE LASTWÄCHTER		579 770 0
+A16	-F41-F43	3	USBCC1	FUSE HOLDER SICHERUNGSTRENNER	FERRAZ	510 078 0
		3	ATDR6 10x38 6A	FUSE LINK SCHMELZEINSATZ	FERRAZ	510 083 0
+A16	-F101-F102	2	USBCC1	FUSE HOLDER SICHERUNGSTRENNER	FERRAZ	510 078 0
		2	ATDR1 10x38 1A	FUSE LINK SCHMELZEINSATZ	FERRAZ	510 466 0
+A16	-G21	1	1/024.000.6 3A	RECTIFIER GLEICHRICHTER	MAYR	04 430 00 88 0
+A16	-K10	1	LC1-D12 G7	CONTACTOR SCHÜTZ	SCHNEIDER	582 022 0
		1	LAD-N11G	AUXILIARY CONTACT BLOCK HILFSSCHALTERBLOCK	SCHNEIDER	582 069 0
+A16	-K23-K24	2	LC1-D12 G7	CONTACTOR SCHÜTZ	SCHNEIDER	582 022 0
		2	LAD-N22G	AUXILIARY CONTACT BLOCK HILFSSCHALTERBLOCK	SCHNEIDER	582 072 0
+A16	-K25	1	LC1-D128 G7	CONTACTOR SCHÜTZ	SCHNEIDER	582 045 0
+A16	-K41-K42	1	LC2-K09 G7	CONTACTOR SCHÜTZ	SCHNEIDER	579 472 0
+A16	-K45	1	LC1-K09008 G7	CONTACTOR SCHÜTZ	SCHNEIDER	579 473 0
+A16	-S220	1	GE-S125.04	GEAR-TYPE LIMIT SWITCH GETRIEBEENDSCHALTER	STROMAG	580 005 0
+A16	-S260/-S261	2	E 215-16-11B	PUSH BUTTON DRUCKTASTER	ABB	578 553 0
+A16	-T100*	1	RSTN 63-UL-CSA 440-460-480V / 115V	TRANSFORMER TRANSFORMATOR	RIEDEL	579 566 0
		1	RSTN 63-UL-CSA 550-575-600V / 115V	TRANSFORMER TRANSFORMATOR	RIEDEL	579 567 0
+A16	-X16	2	WPE10	PE-TERMINAL SCHUTZLEITERKLEMME	WEIDMUELLER	519 517 0
		3	WDU10	TERMINAL KLEMME	WEIDMUELLER	519 512 0
		3	A2C 2.5 PE	PE-TERMINAL SCHUTZLEITERKLEMME	WEIDMUELLER	519 634 0
		18	A2C 2.5	TERMINAL KLEMME	WEIDMUELLER	519 633 0
+A16	-X16.1	2	A2C 2.5 PE	PE-TERMINAL SCHUTZLEITERKLEMME	WEIDMUELLER	519 634 0
		7	A2C 2.5	TERMINAL KLEMME	WEIDMUELLER	519 633 0
+TR1	-B275	1		LOAD SENSOR LASTSENSOR		
+TR1	-M21	1		HOIST MOTOR HUBMOTOR		
+TR1	-M41	1		TROLLEY MOTOR KATZFAHRMOTOR		
+TR1	-S228	1		BLOCK OPERATED UPPER LIMT SWITCH ENDSCHALTER (US)		
+TR1	-S420	1		TROLLEY LIMIT SWITCH KATZFAHRENSCHALTER		

\* to note accomplishment / Ausführung beachten!

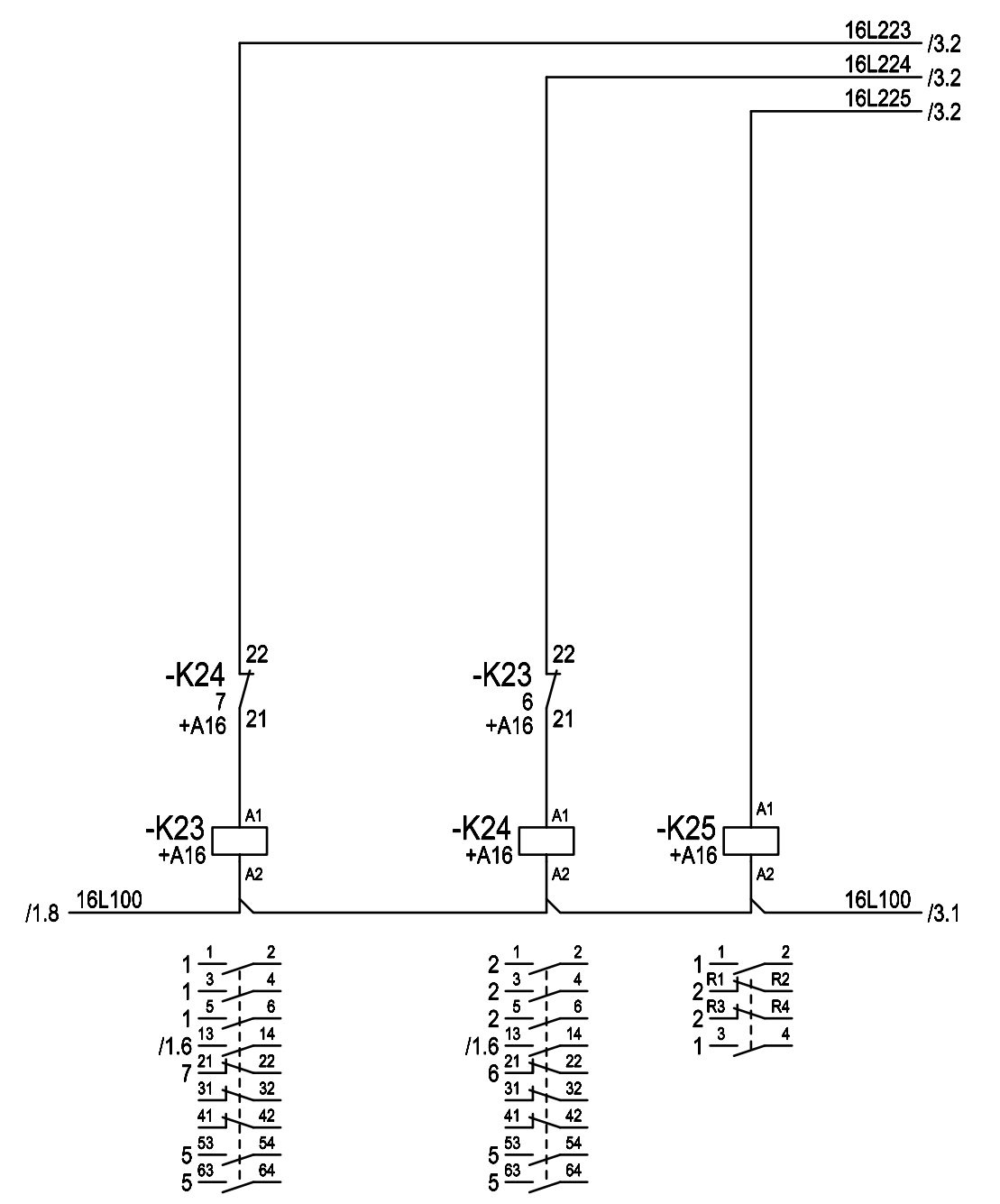
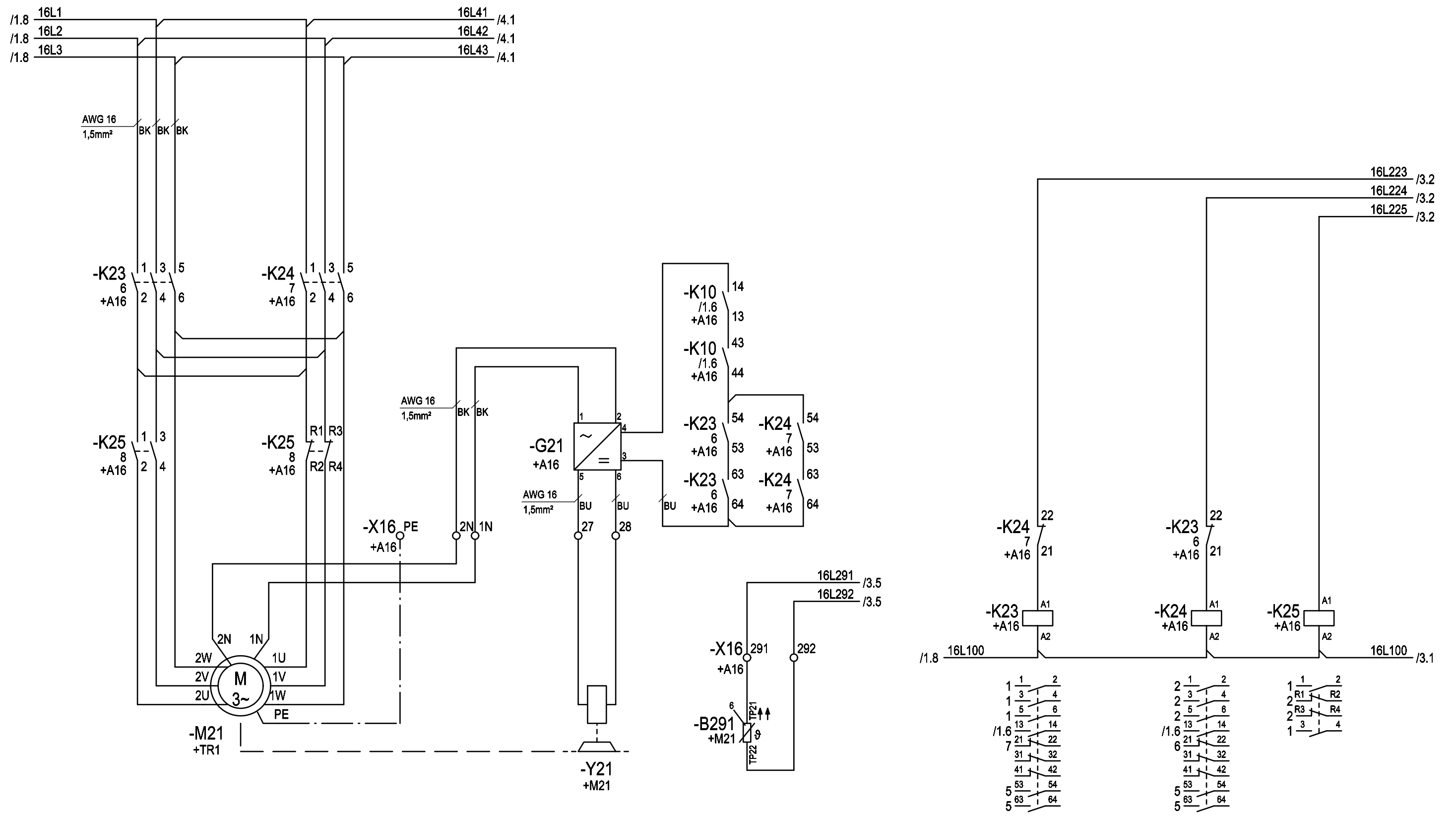


hoist motor  
Hubmotor

hoisting  
heben

lowering  
senken

fast  
schnell



Changes	Date	Name	Date	Name
	07.08.18	Schnell	23.10.17	Huhnd.
			24.10.17	Schnell
			24.10.17	Huhnd.

Rep. by	Rep. for	Origin

Copyright according to DIN ISO 16016	circuit diagram SH3 H33/H42 type A SLE3 hoisting
Order No.	Serial No. xxxxxx

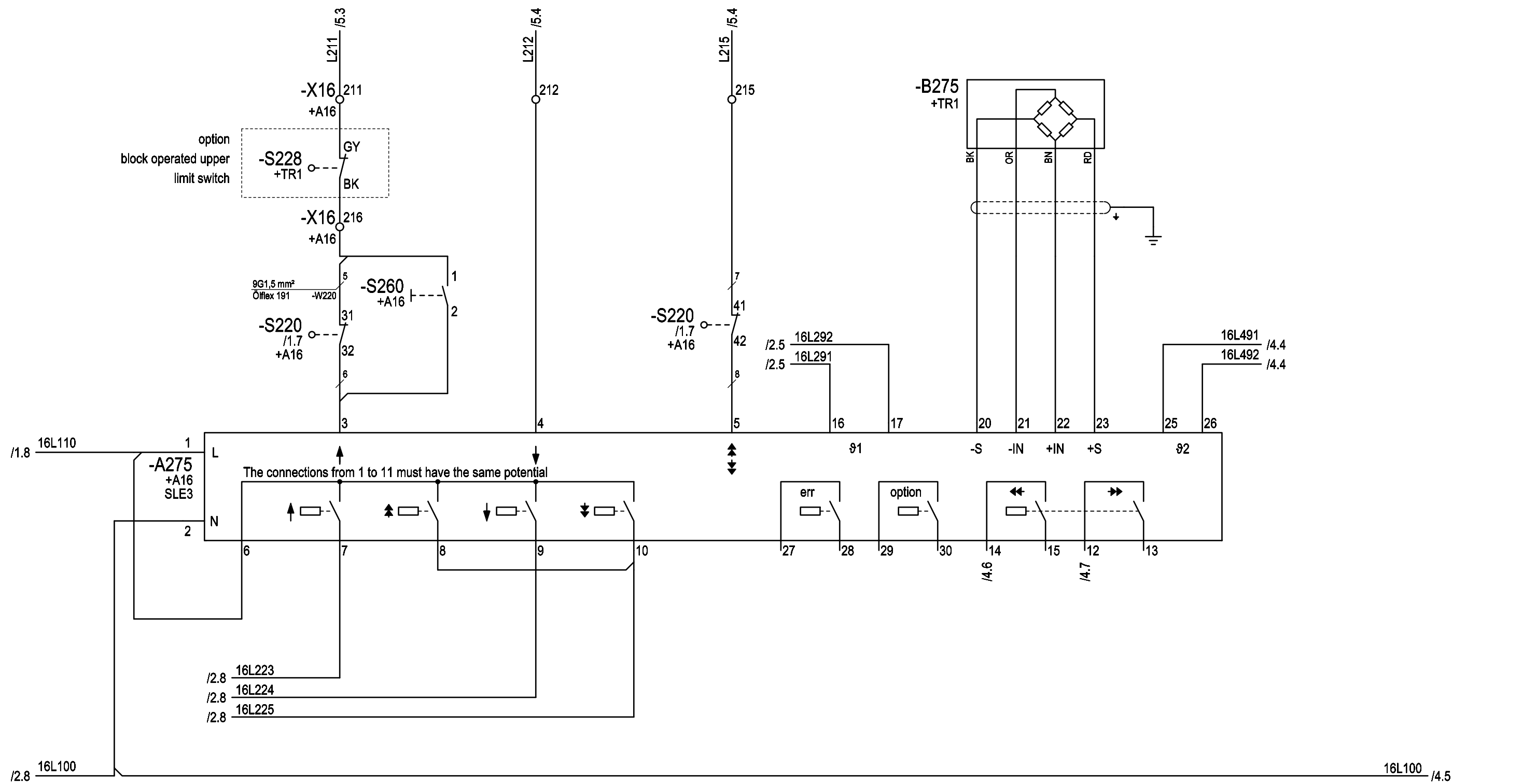
=	
+	
03 438 25 13 0	Page: 2 of: 9

hoisting  
heben

lowering  
senken

fast  
schnell

temperature / load monitoring  
Temperatur- / Lastüberwachung

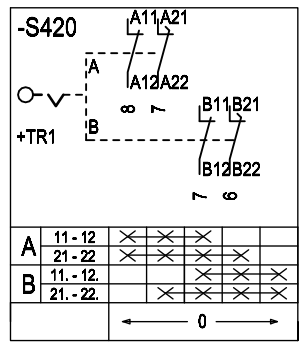
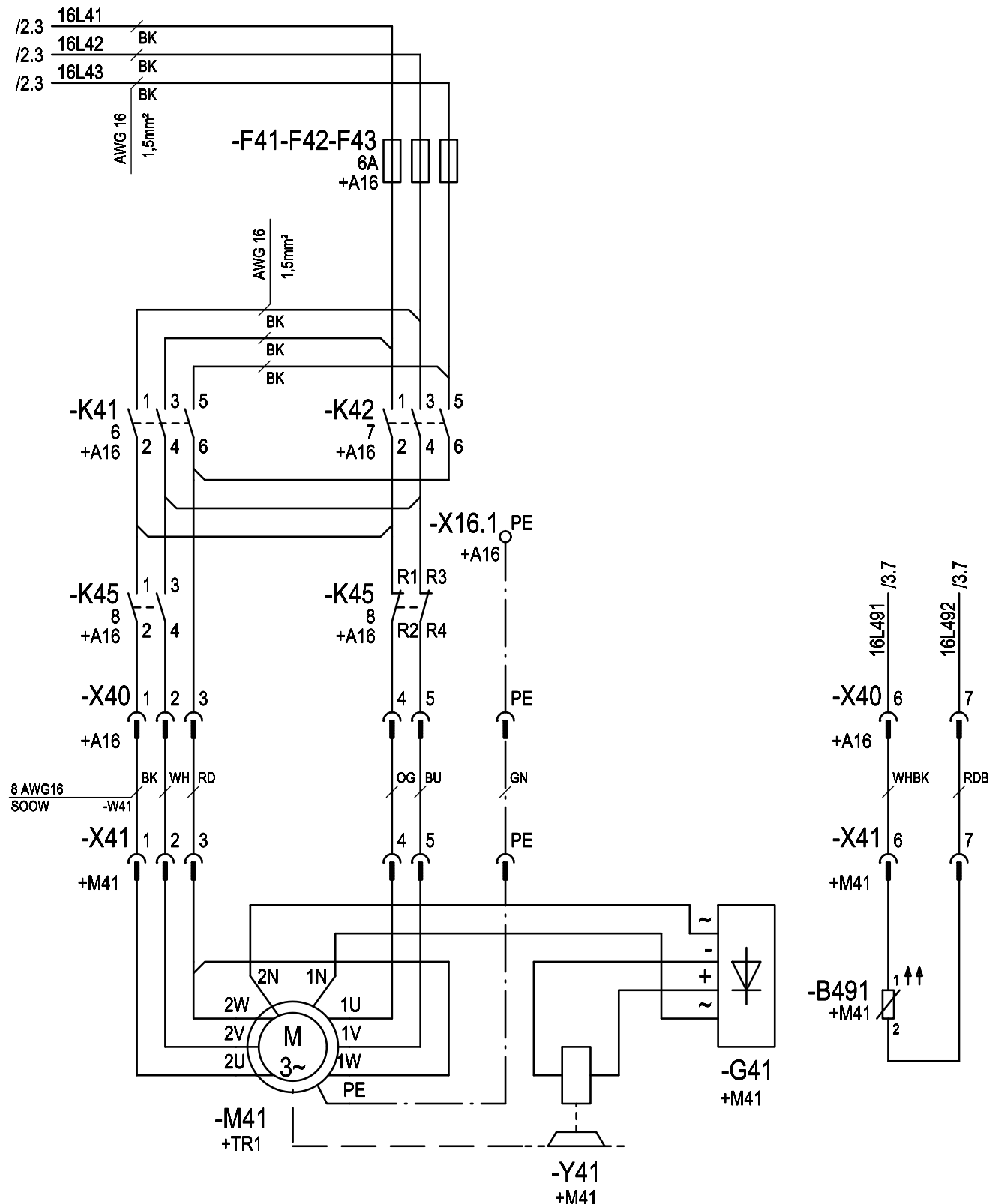


Changes	Date	Name	Date	Name
	07.08.18	Schnell	23.10.17	Huhnd.
			24.10.17	Schnell
			24.10.17	Huhnd.
Rev.		Plot	03.08.2018	Rep. by
				Rep. for
				Origin

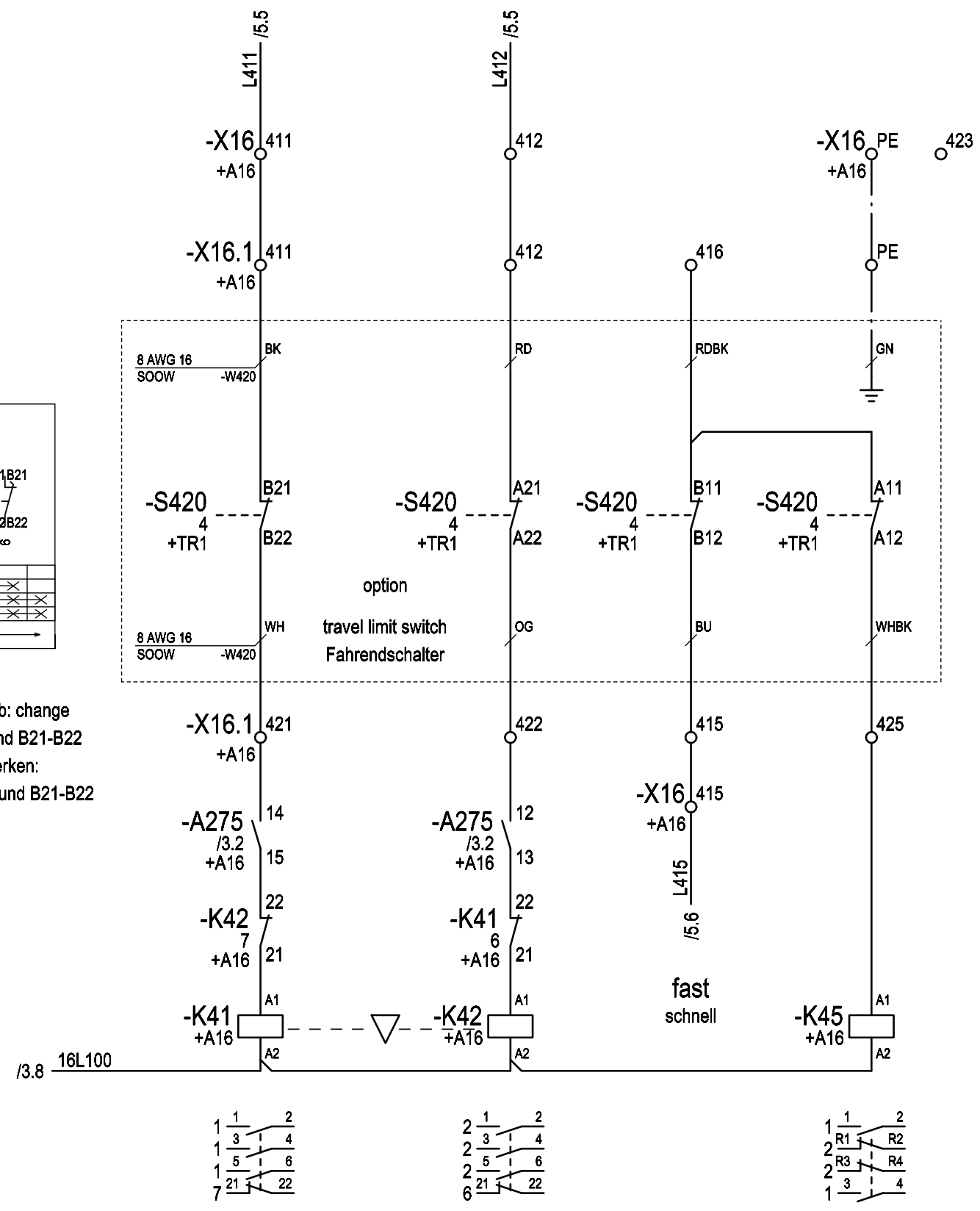
Copyright according to DIN ISO 16016	circuit diagram	=
	SH3 H33/H42 type A SLE3	+
	hoisting	03 438 25 13 0
Order No.	Serial No. xxxxxx	Page: 3
		of: 9

cross travel motor  
Katzfahrmotor



**Attention!**  
with double-rail crab: change contact A21-A22 and B21-B22  
Bei Obergurttfahrwerken: Kontakte A21-A22 und B21-B22 tauschen

left links  
right rechts



Changes	Date	Name	Date	Name
	07.08.18	Schnell	23.10.17	Huhnd.
			24.10.17	Schnell
			24.10.17	Huhnd.

Rev.		Plot	03.08.2018	Rep. by		Rep. for		Origin	
------	--	------	------------	---------	--	----------	--	--------	--

Copyright according to DIN ISO 16016	circuit diagram SH3 H33/H42 type A SLE3 trolley	Order No.	Serial No. xxxxxx
--------------------------------------	---	-----------	-------------------

=	
+	
03 438 25 13 0	Page: 4 of: 9

option

hoisting gear  
Hubwerk

trolley traveling gear  
Katzfahrwerk

emergency stop  
Not-Halt

hoisting  
heben

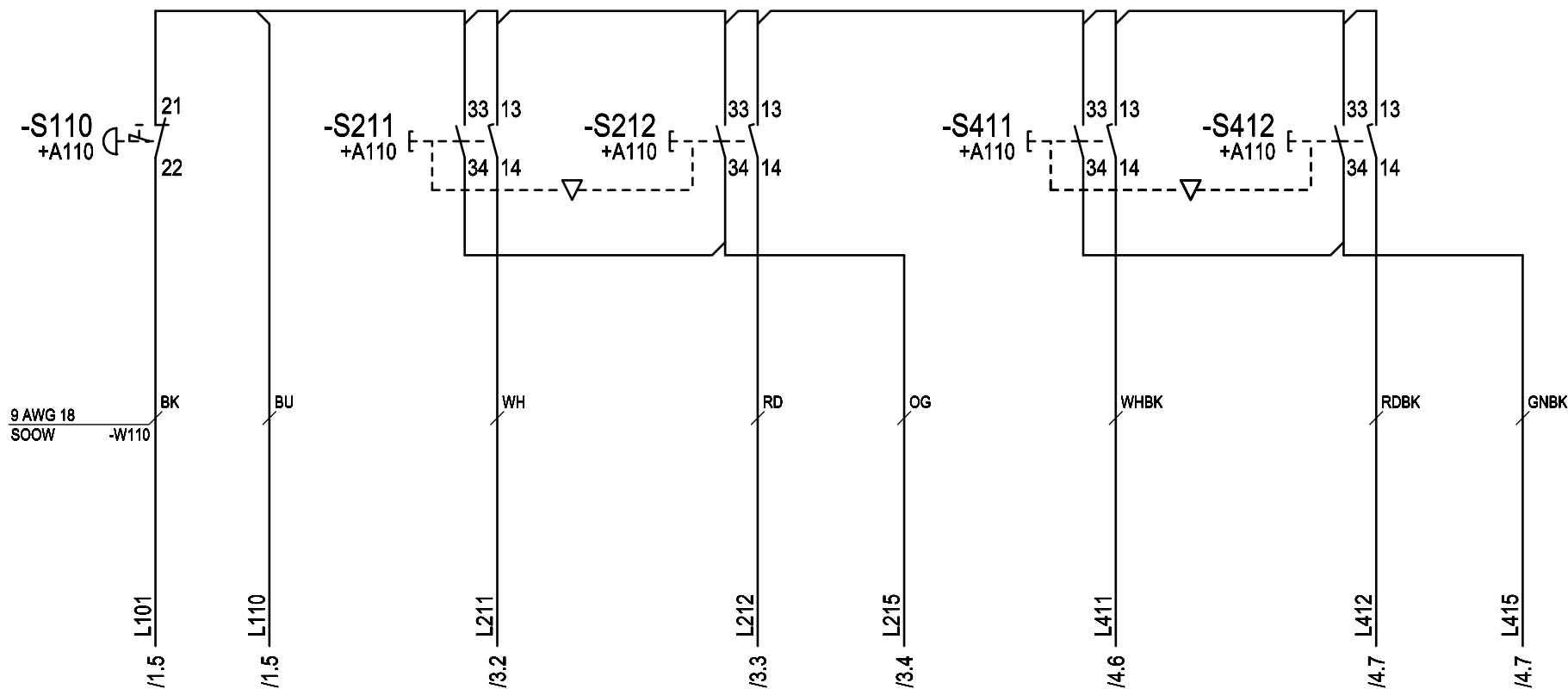
lowering  
senken

fast  
schnell

left  
links

right  
rechts

fast  
schnell



Rev.	Changes	Date	Name	Date	Name
		07.08.18	Schnell	23.10.17	Huhnd.
				24.10.17	Schnell
				24.10.17	Huhnd.

Plot	03.08.2018	Rep. by	Rep. for	Origin
------	------------	---------	----------	--------

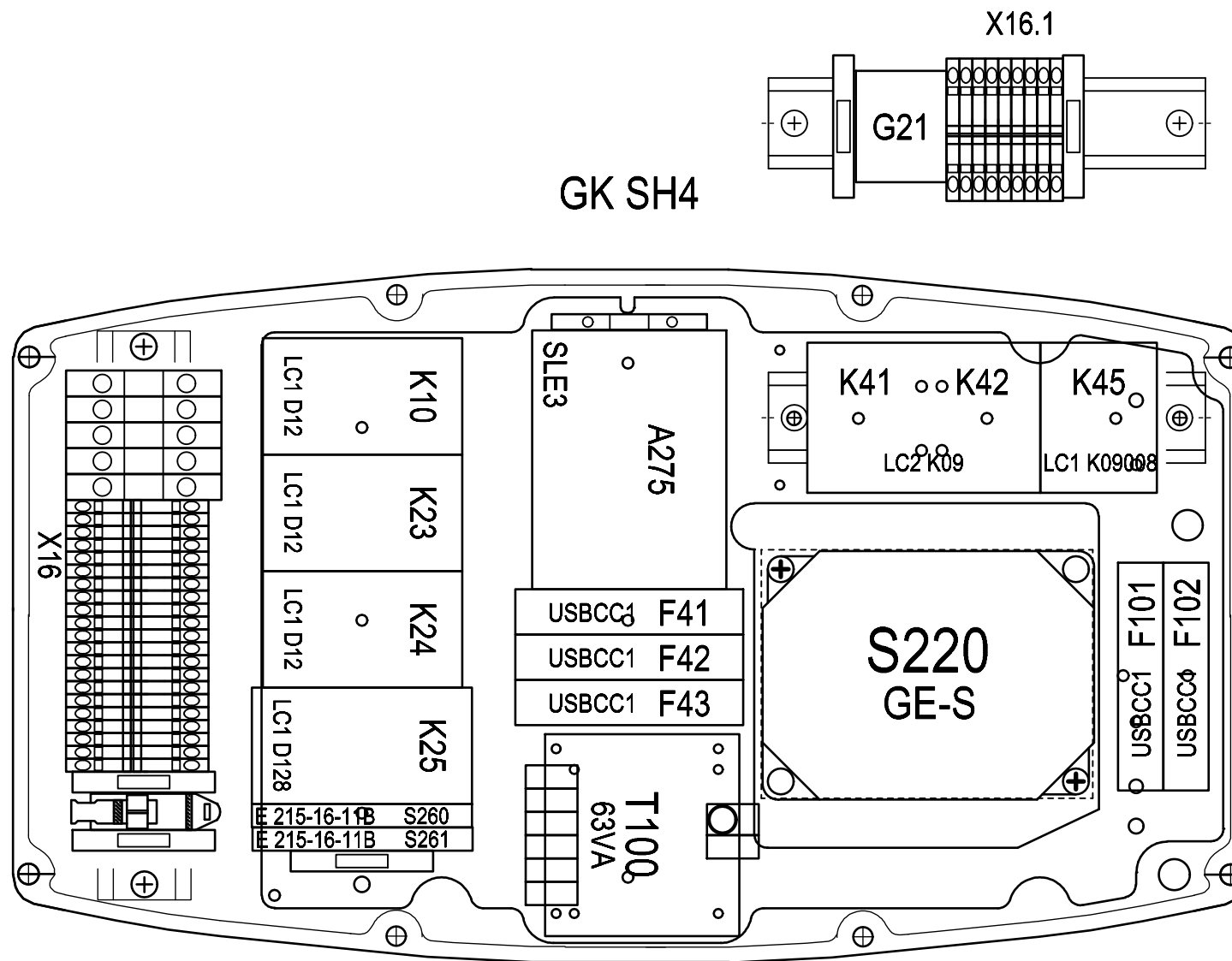
Copyright according to DIN ISO 16016	circuit diagram SH3 H33/H42 type A SLE3 control pendant
Order No.	Serial No. xxxxxx

=	
+	
03 438 25 13 0	Page: 5 of: 9









Rev.	Changes	Date	Name	Date	Name
		07.08.18	Schnell	23.10.17	Huhnd.
				24.10.17	Schnell
				24.10.17	Huhnd.
				03.08.2018	

Rep. by	Rep. for	Origin
---------	----------	--------

Copyright according to DIN ISO 16016

location diagram  
SH3 H33/H42 type A SLE3  
+A16

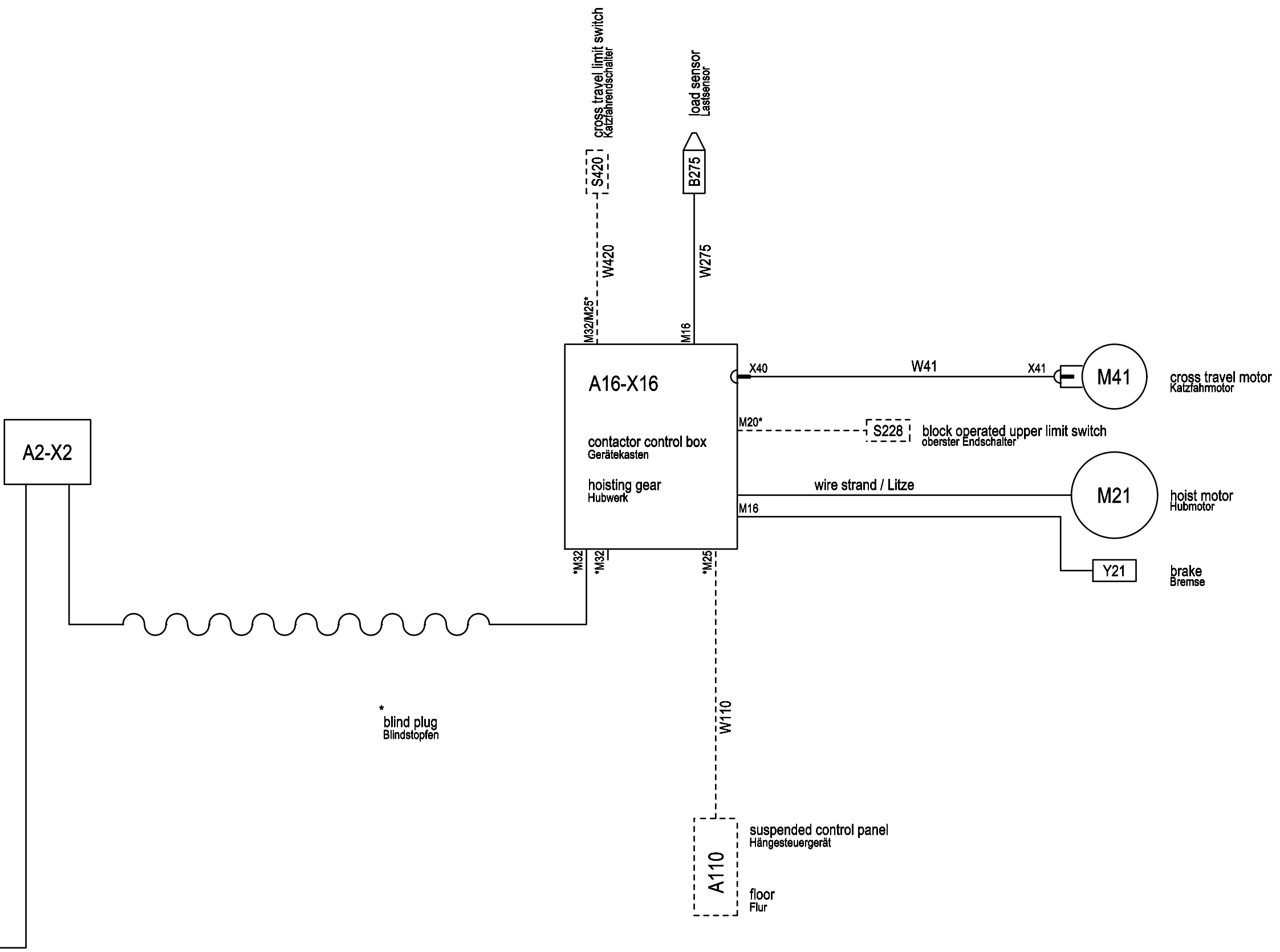
Order No.      Serial No. xxxxxx

=

+

03 438 25 13 0

Page: 8  
of: 9



Rev.	Changes	Date	Name	Date	Name
		07.08.18	Schnell	23.10.17	Huhnd.
			Proved	24.10.17	Schnell
			Release	24.10.17	Huhnd.
			Plot	03.08.2018	

Rep. by	Rep. for	Origin
---------	----------	--------

Copyright according to DIN ISO 16016	cable diagram SH3 H33/H42 type A SLE3
Order No.	Serial No. xxxxxx

=	
+	
03 438 25 13 0	Page: 9 of: 9